

14. GUITAR SUITE

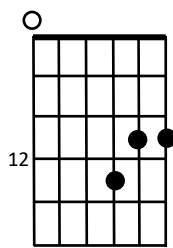
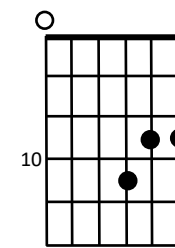
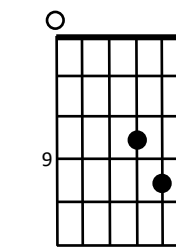
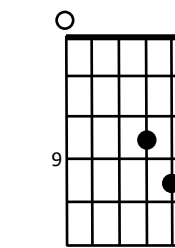
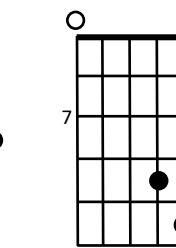
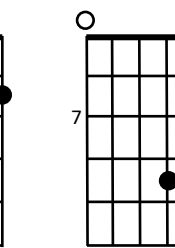
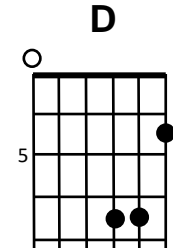
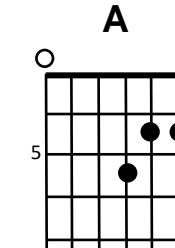
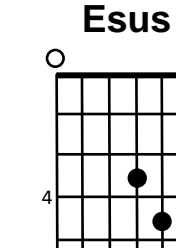
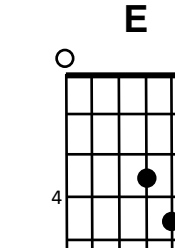
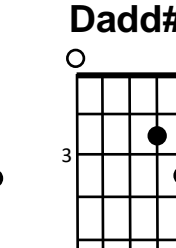
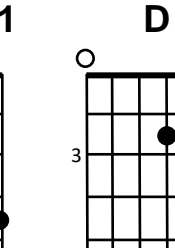
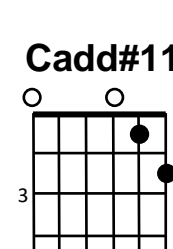
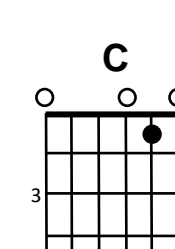
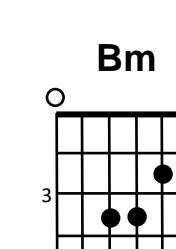
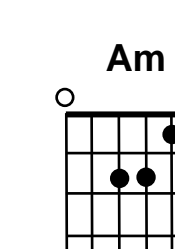
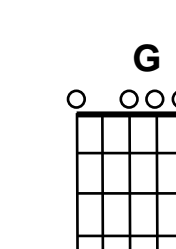
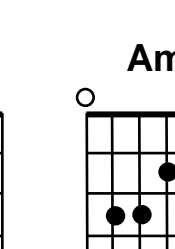
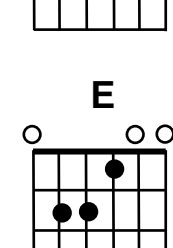
Standard Tuning (EADGBE)
Meter & bpm as shown

All using E bass drone, except 'Sunshine Variations' and 'Bridge'

- Fanfare (E descending) 4/4 150bpm
 - **E D Asus A Esus E D A Esus E Dadd#11 D Cadd#11 C Bm Am G F E**
- Lost (Em) 4/4 140bpm
 - **Em ... Am G D Em**
- Chase (Em bass runs) 4/4 210bpm
 - **Em ... D A Cma7 Em Em ... A G D Em**
- Lost and Sad (Em Lost reprise) 4/4 140bpm
 - **Em ... Am G D Em**
- Sunshine (E Mozart) 6/8 120bpm
 - **E B A E A E B E B A E B A E E B A E**
- Sunshine variations (Am with modulation) 4/4 145bpm
 - **Am G Am Gsus G Fm Bb C C/D G/D Am/D Am/G G F F#**
 - **G F# G E F/E A F/D Em Dm Dm/C C Bb Bbma7 A7#5 A7**
 - **Bb A Bb BbaddE/A A7 B7**
- Sunshine (E Mozart, with fuller chords) 6/8 120bpm
 - **E B A E A E B E B A E B A E E B A E Am7 D/A Am7**
- Bridge (1st part – 4 rises. 2nd part 3 rises with fingerpicked swing) 4/4 155bpm then 170
 - **G A/G D/G Em/G - A D/A Em/A Dma7/A - C D/C Cma7 Am/C –**
Bass D: D G Am C G Am G Ebma7 Am Gm6 D D/C /B /Bb Gm D
 - **G A/G D/G D/A A A11 C D/C Cma7 C/D D/D C/D D/D**
- Anthem (E Fanfare reprise) 4/4 150bpm
 - **E D Asus A Esus E D A Esus E Dadd#11 D Cadd#11 C Bm Am G F E**
- Maypole (E folkstyle) 2/4 90bpm
 - **E A E E A E A E A E B E A E B A B A E**

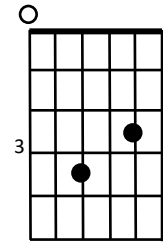
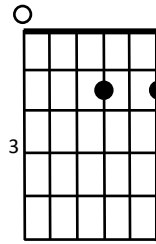
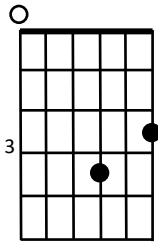
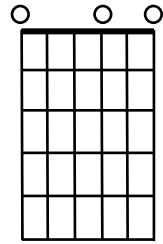
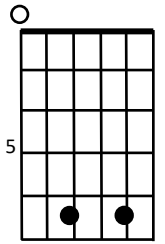
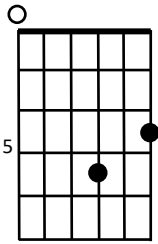
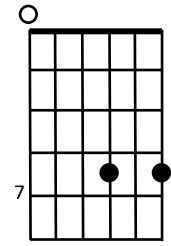
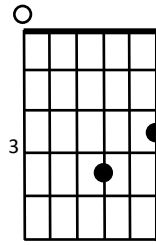

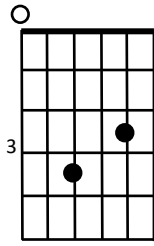
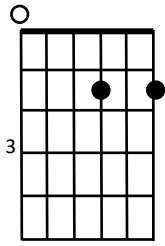
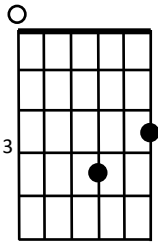
14. Guitar Suite - CHORDS

Fanfare and Anthem

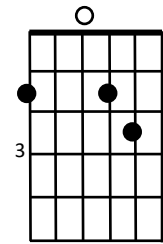
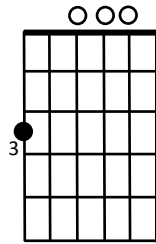
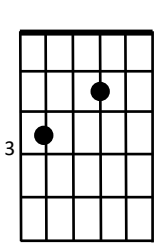
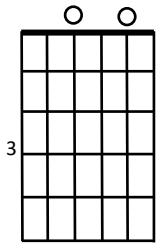
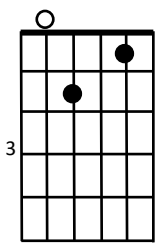
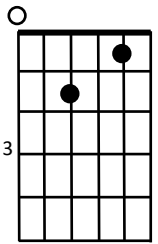
| | | | | | |
|---|--|--|---|--|---|
| <p>E</p>  | <p>D</p>  | <p>Asus</p>  | <p>A</p>  | <p>Esus</p>  | <p>E</p>  |
| <p>D</p>  | <p>A</p>  | <p>Esus</p>  | <p>E</p>  | <p>Dadd#11</p>  | <p>D</p>  |
| <p>Cadd#11</p>  | <p>C</p>  | <p>Bm</p>  | <p>Am</p>  | <p>G</p>  | <p>Am</p>  |
| <p>E</p>  | | | | | |

Lost, and Lost and Sad

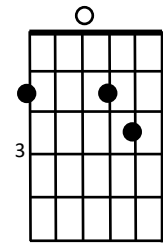
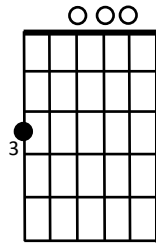
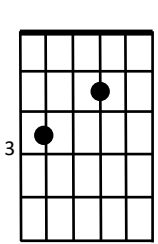
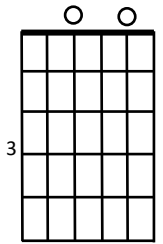
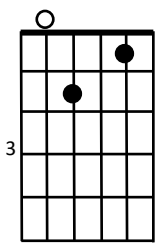
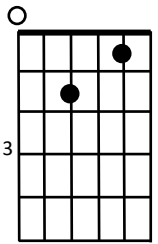
Em



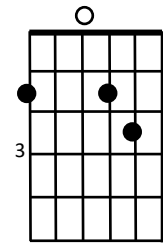
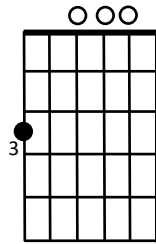
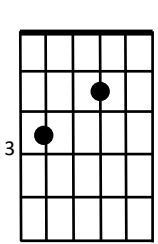
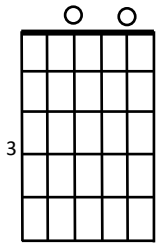
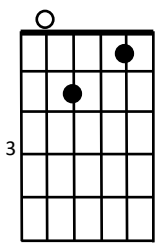
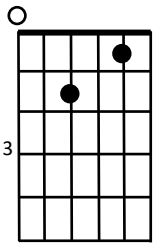
Am



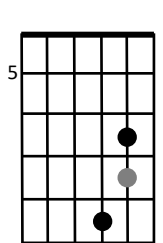
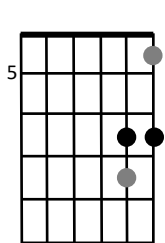
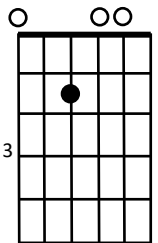
G



D

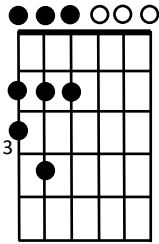
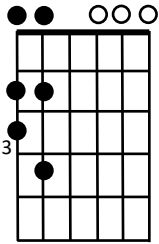
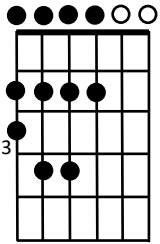
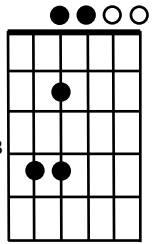
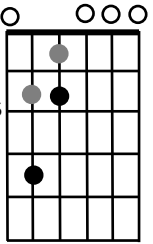
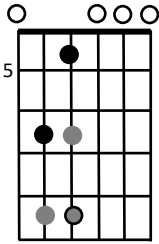
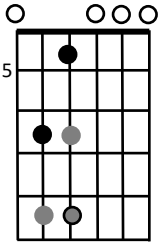
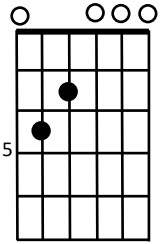
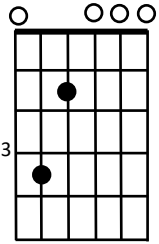
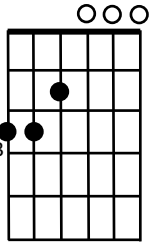
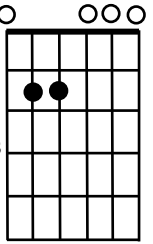
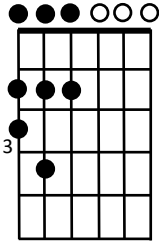
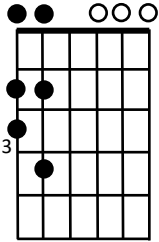
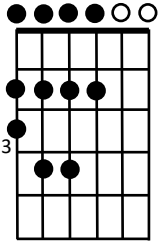
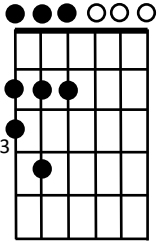
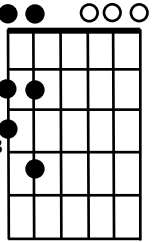
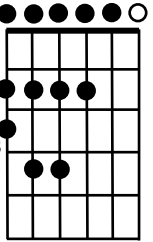
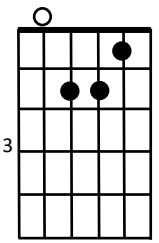
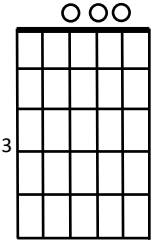
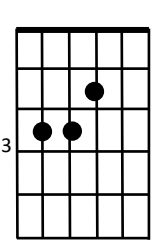
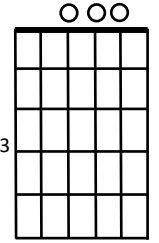
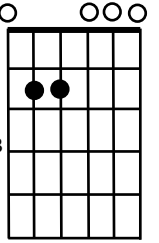
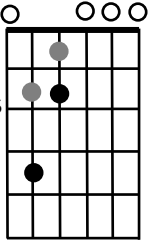
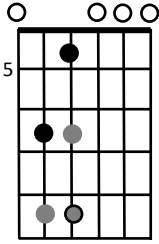
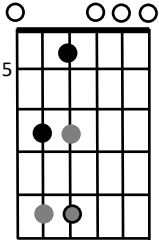
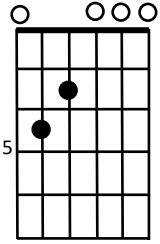
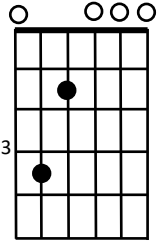
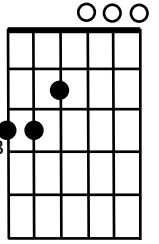
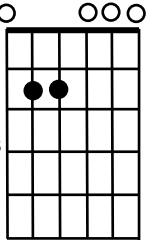
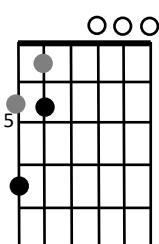
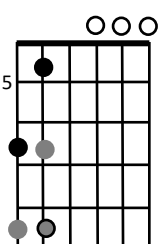
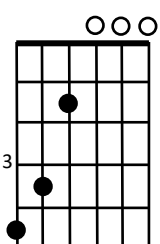
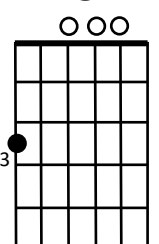
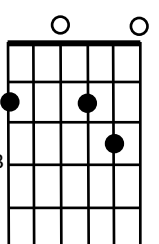
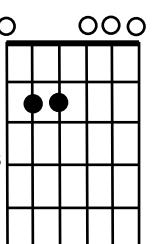


Em



CHORDS

Chase

| | | | | | |
|--|---|---|---|--|---|
| Em | | | | | |
|  |  |  | << repeat |  |  |
| D | | | | | |
|  |  |  |  |  |  |
| Em | | | | | |
|  |  |  |  |  |  |
| Am | | G | | Em | |
|  |  |  |  |  |  |
| D | | A | | Cma7 | |
|  |  |  |  |  |  |
| A | | G | | D | |
|  |  |  |  |  |  |

Sunshine (Mozart)

E **A** **E** **B**

E

E

E

E

E

E

Bridge at end of second part

Am7

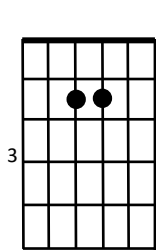
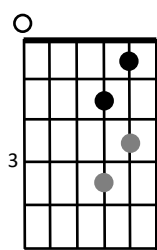
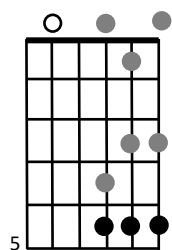
Am7

Am7

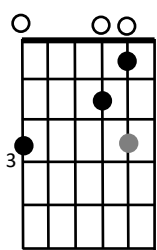
Am7

Sunshine Variations

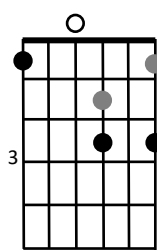
Am G Am



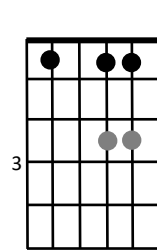
Gsus G



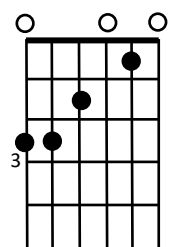
Fm



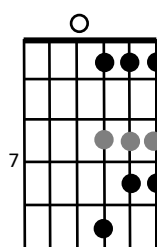
Bb



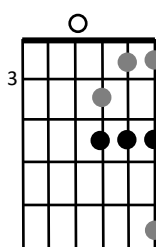
C



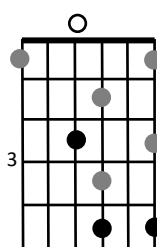
C/D



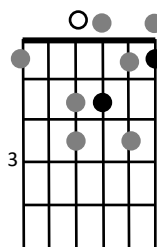
Am G



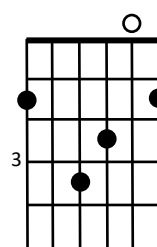
F



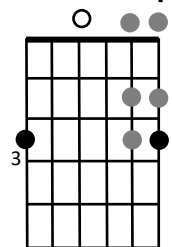
F



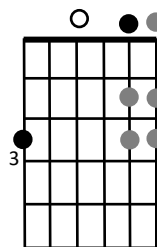
F#



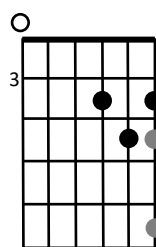
G & F# rep



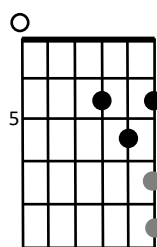
G



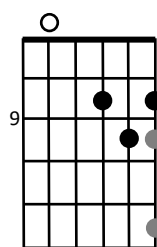
E



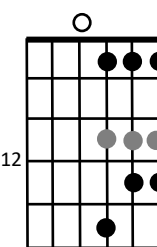
F/E



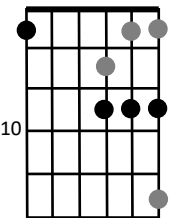
A/E



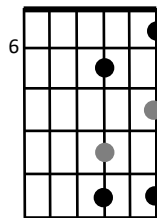
F/D



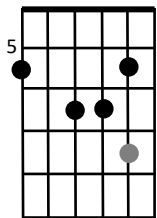
C/D



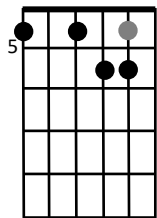
Bb



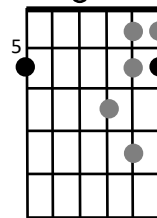
Bbma7



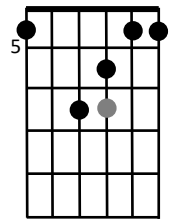
A7#5 A7



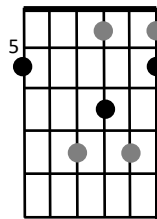
Bb



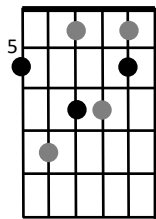
A



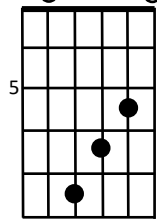
Bb



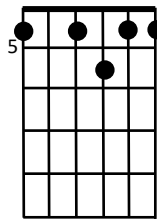
Bb



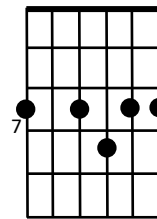
Bb/A



A7



B7



BRIDGE

| | | | | | |
|-------------------|------------------|---------------------|---------------------|-----------------|--------------------|
| G | A/G | D/G | Em/G | A | D/A |
| Em/A | A13 | C | D/C | Cma7 | Am/C |
| D | G/D | Am/D | C G Am/D | G/D | Gm Am/D |
| Gm6 D | D run | D endrun | G A | D/G | D/A |
| Em A13 | C | D/C | Cma7 | C D | C D |

MAYPOLE

The image displays 30 guitar chord diagrams arranged in a 5x6 grid. Each diagram is a 6-string fretboard with dots indicating finger positions. Some diagrams include a circled 'O' for an open string and a circled number (3 or 5) for a barre. The diagrams are labeled with chord names: E, A, and B.

Row 1: E, E, E, E, E, E

Row 2: E, E, E, E, A, A

Row 3: E, E, E, E, E, E

Row 4: B, B, B, B, B, B

Row 5: E, E, E, E, E, E

